

The SIMS logo consists of the letters "SIMS" in a bold, white, sans-serif font, enclosed within a white square border. The background of the entire slide is a dark, textured surface with vibrant orange and red light trails that create a sense of motion and energy, resembling a stylized 'U' or a comet's path.

SIMS

SIMS has been upgraded

Welcome to the SIMS 2021 Spring Release

SIMS 7.198
Secondary Schools in England

This information is also available from the **Documentation Centre**, which is accessed by clicking the **Documentation** button on the **SIMS Home Page**.

What's new?

SIMS release notes

How to Use this Section



Click the Book icon to activate a link that takes you directly to the relevant handbook.



Click the Video Camera icon to preview the associated functionality.

Please note that not all features have links.


Admissions


For schools with the Full Own Admissions Authority licence, to align with new legislation, all screen labels that reference **Tier 4** throughout SIMS have changed to **Study Visa**. This change excludes reports and items in the reporting dictionary; these areas will be updated in a future release.

AMPARK

The Assessment Manager and Performance Analysis Resource Kit (AMPARK) provides a set of resources for use with SIMS Assessment. This kit has been updated for the SIMS 2021 Spring Release.

Assessment

-  It is now possible for a class teacher to add User Defined Fields (UDFs) to an Assessment marksheet as Additional Student Columns. It is also possible for an Assessment Co-ordinator to add UDFs to a template as Additional Student Information columns.

-  The SIMS dictionary has been updated with approximately 35,000 entries from the dictionary of names provided by the Office for National Statistics (ONS). When recording comments in Assessment marksheets, any names recorded in the dictionary will not be flagged as potential misspellings. We would like to take this opportunity to remind you of the existing functionality in SIMS that enables schools to add names recorded in their SIMS system to the SIMS dictionary. This feature can be accessed via **Tools | Performance | Profiles | Add Names to Dictionary**. Running this process adds to the dictionary all surnames, middle names and forenames (both legal and preferred), for all students, applicants and staff recorded in SIMS. We will continue to update the SIMS dictionary as part of future releases.

Attendance

For schools in England, in consultation with the DfE, a range of subcodes have been introduced for session marks **I** (Illness) and **X** (Non-compulsory school age or COVID-19 related) to enable schools to record additional information regarding a pupil/student's absence.

- To record a subcode for a single pupil/student, right-click a cell where an I or X mark has been recorded and select **Enter Subcode** from the pop-up menu.
- To record subcodes for multiple pupil/students, highlight the required I or X marks, right-click one of the highlighted cells and select **Enter Subcode** from the pop-up menu. Please note that highlighted cells must include only I marks or only X marks; it is not possible to apply subcodes in bulk where a combination of I and X marks have been highlighted. This feature works in a similar way to recording comments and minutes late for multiple pupil/students.

For more information, please refer to the release note that accompanies this release.

Course Manager

- For students who are studying in Year Taught In Yr 10 or 12 on a two-year course, their membership of the course is created by running the Update Course Memberships routine. However, in their first year of the course (academic year 2020/2021), the Planned End Date will be set to 31/07/2022 by default because the Class End Date for the second year of the course is not known at the time that the course membership is created. The Actual End Date is displayed with the same date as the future Planned End Date.
In the second year of the course, e.g. when students are in Yr 11 or 13 in the academic Year 2021/2022, after running Update Course Memberships, the Planned End Date and the Actual End Date now display the future class end date.
- Updated criteria in the **Other Courses** column now ensures that all courses that are active at some point during the selected academic year, regardless of their duration, are displayed.
- After clicking the **Remove Programme** button on the **Maintain Post-16 Programmes of Study** page, planned hours and any additional notes are now retained against the student's record.

Home Page

- When configuring the **Attendance Summary** widget on the SIMS Home Page, an additional **Cycle** named **Current Term to Date** has been provided to enable schools to view information from the start of the current school term to today's date.
- When configuring the **Conduct Summary** widget on the SIMS Home Page, an additional **Cycle** named **Current Term to Date** has been provided to enable schools to view information from the start of the current school term to today's date.

Lesson Monitor

For schools in England, in consultation with the DfE, a range of subcodes have been introduced for session marks **I** (Illness) and **X** (Non-compulsory school age or COVID-19 related) to enable schools to record additional information regarding a pupil/student's absence.

- To record a subcode for a single pupil/student, right-click a cell where an I or X mark has been recorded and select **Enter Subcode** from the pop-up menu.
- To record subcodes for multiple pupil/students, highlight the required I or X marks, right-click one of the highlighted cells and select **Enter Subcode** from the pop-up menu. Please note that highlighted cells must include only I marks or only X marks; it is not possible to apply subcodes in bulk where a combination of I and X marks have been highlighted. This feature works in a similar way to recording comments and minutes late for multiple pupil/students.


For more information, please refer to the release note that accompanies this release.

Profiles


The SIMS dictionary has been updated with approximately 35,000 entries from the dictionary of names provided by the Office for National Statistics (ONS). When recording comments in Profiles, any names recorded in the dictionary will not be flagged as potential misspellings. We would like to take this opportunity to remind you of the existing functionality in SIMS that enables schools to add names recorded in their SIMS system to the SIMS dictionary. This feature can be accessed via **Tools | Performance | Profiles | Add Names to Dictionary**. Running this process adds to the dictionary all surnames, middle names and forenames (both legal and preferred), for all students, applicants and staff recorded in SIMS. We will continue to update the SIMS dictionary as part of future releases.



Reporting

-  The SEF B2.11 - More Able Learners report replaces the SEF B2.11 - Gifted and Talented Learners pre-defined report. The column headings in the report now refer to **More Able**.





For schools that have set up the original SEF B2.11 – Gifted and Talented report to run as a scheduled report or an alert, these links will need to be re-established with the new SEF B2.11 - More Able Learners report.

-  To support the introduction of Attendance subcodes, the following items have been added to the Attendance marks sub-report:
 - Subcode
 - Subcode Description.

School Census Summer 2021 Return (England)

- Includes the functionality to produce the School Census Summer 2021 Return.
- The **Other** lookup value in the **Exclusion Reason** lookup type has been set to inactive because from September 2020 onwards, it should not be recorded.
- For schools that use Attendance, data is collected on all categories of school attendance, rather than just absence. For schools that do not use Attendance, it is possible to record the following information:
 - Total number of sessions attending approved educational activity (**T AEA Sessions**) *This information was also collected in the School Census Spring 2021 Return*
 - Total number of sessions unable to attend due to exceptional circumstances (**T Excep Sessions**) *This information was also collected in the School Census Spring 2021 Return*
 - Total number of sessions unable to attend due to Coronavirus (**T Corona Sessions**).

SIMS Core

-  It is now possible to access the support portal from within SIMS via **Tools | Customer Support Portal**. This replaces the link to My Account.
-  When preparing to create a CTF file for export, an * is now appended to a student's **UPN** in the **Students** panel if they have a **Reason for Leaving of Deceased** recorded in the **School History** panel of the student record. Once the export has completed, an * is now appended to their **UPN** in the **Exception Log** panel. An * is not appended to the **UPN** tag in the exported CTF file.
Under these circumstances, the following message is displayed on export:
The list of pupils you are about to export contain a deceased person(s), these are indicated with an * next to the UPN. Do you wish to proceed with the export?
-  The **Other** lookup value in the **Exclusion Reason** lookup type has been set to inactive because from September 2020 onwards, it should not be recorded.
-  For schools with the Full Own Admissions Authority licence, to align with new legislation, all screen labels that reference **Tier 4** throughout SIMS have changed to **Study Visa**. This change excludes reports and items in the reporting dictionary; these areas will be updated in a future release.



Where to find more information

It is strongly recommended that you read the *SIMS Release Download Links and Product Information* on the [support portal](#). The Notification provides additional, up-to-date information about the release.

Release notes from previous releases are also available on the support portal.

The [SIMS Documentation Centre](#) provides access to all the documentation, e.g. handbooks, quick reference sheets, reporting catalogue, yearbooks, etc. It can be accessed by clicking the Documentation button on the SIMS Home Page.

Use the search facility to find additional supporting documentation. Online help can be accessed by pressing F1 or by clicking the applicable Help button in SIMS.

Capita SIMS, Franklin Court, Priory Business Park,
Cardington, Bedford, MK44 3JZ