



# SIMS 2022 Spring Release Note

## 7.204 Combined Edition - version 1.0

Welcome to the SIMS 2022 Spring Release	2
Important Information Regarding PDF Files	3
Release Notes	3
Backing up SIMS and FMS	3
Important Information Regarding the Upgrade of SIMS and Discover	3
Important Information Regarding SIMS Documentation	4
Where to Find More Information?	5
Permissions	5
Compatibility between One and SIMS	6
Version Support for FMS	6
Supported SIMS Versions with PX Spring Release	6
Admissions	7
AMPARK	7
Assessment	7
Attendance	10
Attendance Collection (Wales)	11
Course Manager	12
Cover	12
Fees Billing	13
FMS	13
Lesson Monitor	13
Options Online	14
Profiles	14
Reporting	14
School Census Summer 2022 Return	16
SIMS Core	17
SIMS ID	18
SIMS Parent and SIMS Parent Lite	18
SIMS Services Manager	19

System Manager	19
Teacher app	19

## Welcome to the SIMS 2022 Spring Release

**Please read these notes carefully before installing or upgrading your software. Do not attempt any installation or upgrade without first making a fully restorable backup of your SIMS system.**

This release note is available in PDF and Word formats. To take full advantage of the functionality available in this release note (e.g. links to handbooks and video tutorials), you must use the PDF version. We cannot be held responsible for any changes, errors or omissions resulting from subsequent editing of the supplied document.

### Ideas Portal

Our ideas portal is the perfect place to raise any new ideas or enhancements to the existing functionality you may have. Take the opportunity to view, vote and promote ideas that you feel would make the most difference to your experience in SIMS. The product team is continually reviewing the ideas that are submitted and trending among the community for opportunities to further enhance the user experience. You can access the customer ideas portal via the support portal ([https://customer.support-ess.com/csm?id=kb\\_article\\_view&sysparm\\_article=KB0043869](https://customer.support-ess.com/csm?id=kb_article_view&sysparm_article=KB0043869)). You must log in to the support portal to access the ideas portal.

### Satisfaction Survey

The SIMS 7 Satisfaction Survey is your direct opportunity to feed back to the product team on your experiences and views of the software. The short questionnaire will give you the chance to detail your thoughts on the modules, rate the user experience and evaluate the latest additions. This can be completed anonymously should you wish, or you can provide your details for us to follow up for further research in the future. You can access the satisfaction survey:

- in SIMS 7, via [Tools | SIMS Satisfaction Survey](#).
- via <https://www.ess-sims.co.uk/user-survey>
- via the support portal ([https://customer.support-ess.com/csm?id=kb\\_article\\_view&sysparm\\_article=KB0049142](https://customer.support-ess.com/csm?id=kb_article_view&sysparm_article=KB0049142)).

You do not need to log in to the support portal to access the satisfaction survey.

### Important Information – please read before upgrading

If you are performing a SIMS upgrade spanning more than one release, it is essential that you read the release note associated with each version.

### Important Information for Schools in England

At the time this release note was produced, we had not yet received the baselined validation and summary report files from the DfE for School Census Summer 2022. Schools should not provide their Return file to the DfE until they have imported a fileset that includes the official DfE validation and summary report files.

### Upgrading using SOLUS

The SIMS Online Update Service (SOLUS) enables you to download and run SIMS releases and patches via the Internet. This is achieved using **SOLUS3**.

For instructions on carrying out an upgrade with **SOLUS3**, please refer to the *SOLUS3 for Schools* or the *SOLUS3 for Local Authorities* handbook.

### Support for SQL Server

SIMS, Discover, Partnership Xchange, SOLUS and InTouch run on SQL Server 2012, SQL Server 2014 and SQL Server 2016. For more information on support for SQL Server and Windows environments, please refer to the *SIMS Minimum Hardware and Technical Roadmap* on the support portal

([https://customer.support-ess.com/csm?id=kb\\_article\\_view&sysparm\\_article=KB0035434](https://customer.support-ess.com/csm?id=kb_article_view&sysparm_article=KB0035434)). This document was last updated on 29 November 2021.

### B2B

If you use B2B, and you want the SQL Server service to be configured to run as a Domain account instead of the built-in LocalSystem account on Windows 2008 R2 or Windows 2012 Server, a separate patch can be run to enable this functionality. This patch is available from your Local Support Unit (Patch 20419) and it must be applied to your SIMS database by a user with System Administrator permissions.

### General

If your school uses both Fees Billing and FMS, then SIMS and FMS must be upgraded at the same time.

## Important Information Regarding PDF Files








On some operating systems, you may encounter difficulties when attempting to open PDF files in SIMS. This is caused by Windows Reader being the default program used to open PDF files.

To resolve this issue, you must first ensure that Adobe Reader 10 or later is installed.

Next, you will need to associate Adobe Reader with all PDF files. From the Control Panel, click [Default Programs | Set your default programs](#). Click [Choose default apps by file type](#), scroll down to and click the **.pdf** item, click the currently selected app, then click [Adobe Reader](#).

## Release Notes

Each functional area displays a set of icons, which indicate the school type(s) to which the content relates. Icons that indicate a link to the applicable handbook(s) and New Feature videos are also displayed.

-  *Content applicable to English Primary and Northern Ireland Primary schools*
-  *Content applicable to English Secondary and Northern Ireland Secondary schools*
-  *Content applicable to Welsh Primary schools*
-  *Content applicable to Welsh Secondary schools*
-  *Content applicable to Independent schools*
-  *Link to the applicable handbook(s)*
-  *Link to a New Feature video*

If you have any comments or questions regarding any SIMS user documentation, please email us ([publications@educationsoftwaresolutions.co.uk](mailto:publications@educationsoftwaresolutions.co.uk)).

## Backing up SIMS and FMS

Where SIMS Personnel is used to generate Salary Projections in FMS, SIMS and FMS backups should be carried out at the same time. If one of the databases needs to be restored, the other database must be restored to the same point, i.e. if you restore the SIMS database, you must restore the FMS database to the same point and vice versa.

**IMPORTANT NOTE:** Backups are no longer zipped, because of the number of issues caused by zipping backup files. Recent operating systems now allow the use of compressed folders, which are recommended for automatically compressing backups. Please refer to your operating system documentation for instructions on applying compression to a folder.

## Important Information Regarding the Upgrade of SIMS and Discover

**IMPORTANT NOTE:** You must upgrade to the SIMS 2022 Spring Release before upgrading Discover. If you upgrade Discover before upgrading SIMS, data will not be transferred between the SIMS and Discover databases until SIMS has been upgraded.

## Auto-Deployment of SIMS and Discover

If SOLUS3 auto-deployment is enabled for Discover, we recommend that the settings for Discover auto-deployment are set to start later than the SIMS auto-deployment start time plus the timeout.

Products	Between	and	Mon	Tue	Wed	Thu	Fri	Sat	Sun
<input checked="" type="checkbox"/> FMS	Between	11:00 and 23:00	<input checked="" type="checkbox"/>	<input checked="" type="checkbox"/>	<input checked="" type="checkbox"/>	<input checked="" type="checkbox"/>	<input checked="" type="checkbox"/>	<input type="checkbox"/>	<input type="checkbox"/>
<input checked="" type="checkbox"/> SIMS	Between	11:00 and 23:00	<input checked="" type="checkbox"/>	<input checked="" type="checkbox"/>	<input checked="" type="checkbox"/>	<input checked="" type="checkbox"/>	<input checked="" type="checkbox"/>	<input type="checkbox"/>	<input type="checkbox"/>
<input checked="" type="checkbox"/> SIMS Discover	Between	13:00 and 23:00	<input checked="" type="checkbox"/>	<input checked="" type="checkbox"/>	<input checked="" type="checkbox"/>	<input checked="" type="checkbox"/>	<input checked="" type="checkbox"/>	<input type="checkbox"/>	<input type="checkbox"/>
<input checked="" type="checkbox"/> SOLUS	Between	11:00 and 23:00	<input checked="" type="checkbox"/>	<input checked="" type="checkbox"/>	<input checked="" type="checkbox"/>	<input checked="" type="checkbox"/>	<input checked="" type="checkbox"/>	<input type="checkbox"/>	<input type="checkbox"/>

If the times are not set like this, and the Discover deployment starts before the SIMS deployment, then the data transfer between SIMS and Discover will not work until the SIMS upgrade is completed.

## Important Information Regarding SIMS Documentation

The SIMS [Documentation Centre](#) is accessed by clicking the [Documentation](#) button on the SIMS [Home Page](#).

User documentation is arranged by output type (handbook, tutorial, QRS, etc.) and then by functional area. It is also arranged by role (e.g. Teacher, Administrator, Returns Manager, etc.). Frequently Asked Questions and Troubleshooting sections are also available.

User documentation that is accessible via the SIMS [Documentation Centre](#) is hosted on the web. Help files are delivered to the `\Program Files\SIMS\SIMS .net` folder on each SIMS workstation.

**NOTE:** If you wish to access the latest user documentation for the SIMS 2022 Spring Release without logging into SIMS, the [Documentation Centre](#) is accessible via the support portal ([https://customer.support-ess.com/csm?id=kb\\_article\\_view&sysparm\\_article=KB0036819](https://customer.support-ess.com/csm?id=kb_article_view&sysparm_article=KB0036819)).

When a user logs in to SIMS for the first time following an upgrade, a What's New page relevant to your school phase is provided.

For schools in Wales, the following key documents are provided in the Welsh language:

- What's New page
- Release note – Welsh Primary schools
- Release note – Welsh Secondary schools
- End of Key Stage Data Processing (Wales) handbook.

We would welcome any feedback you have on the SIMS [Documentation Centre](#). If you have any comments, please email the SIMS Publications team ([publications@educationsoftwaresolutions.co.uk](mailto:publications@educationsoftwaresolutions.co.uk)).

The Documentation Centres can be accessed from within our products:

- In SIMS 7, click the **Documentation** button on the SIMS **Home Page** (via **Focus | Home Page**)
- In FMS, select **Help | FMS Documentation**
- In Discover, click the **?** button
- In Satellite products, click the **Help** link.

Alternatively, visit the SIMS User Documentation Hub ([https://customer.support-ess.com/csm?id=kb\\_article\\_view&sysparm\\_article=KB0037321](https://customer.support-ess.com/csm?id=kb_article_view&sysparm_article=KB0037321)), where you can access our range of Documentation Centres.

You do not have to log in to the support portal to access user documentation.

For the PDF editions of our video tutorials to display correctly, it was necessary to install Adobe Flash Player. Support for Adobe Flash Player ended on 31 December 2020. Consequently, we migrated our range of video tutorials from PDF to MP4 format. They remain available from the SIMS **Documentation Centre** on the support portal ([https://customer.support-ess.com/csm?id=kb\\_article\\_view&sysparm\\_article=KB0036819](https://customer.support-ess.com/csm?id=kb_article_view&sysparm_article=KB0036819)).

If you have any comments or questions regarding any SIMS user documentation, please email the SIMS Publications team ([publications@educationsoftwaresolutions.co.uk](mailto:publications@educationsoftwaresolutions.co.uk)). Alternatively, you can provide feedback on each Documentation Centre resource using the **Helpful?** and **Rate this article** functions. When giving feedback, please provide enough information for us to locate and investigate the issue.

### Important information about using the SIMS Documentation Centre

- On some operating systems, you may encounter difficulties when you first log into SIMS after a SIMS upgrade because the What's New page is displayed automatically and cannot be closed easily. This is caused by Windows Reader being the default program used to open PDF files. To resolve this issue, you must first ensure that Adobe Reader 10 or later is installed.

Next, you will need to associate Adobe Reader with all PDF files. From the Taskbar, click **File Explorer**, click **Computer** in the panel on the left-hand side of the page then from the Menu Bar, select **Computer | Open Control Panel**. Click **Programs | Default Programs | Associate a file type or protocol with a program**. In the **Extensions** list, scroll down to and click the **.pdf** item then click the **Change program** button. Click **Adobe Reader** then click the **Close** button.

- To ensure that PDF files function correctly, you are strongly advised to download them instead of displaying them in your Web browser. For information on how to achieve this, please refer to the help feature in your Web browser.

If you require assistance with this or any other issue you encounter when attempting to access user documentation, please contact the SIMS Publications team ([publications@educationsoftwaresolutions.co.uk](mailto:publications@educationsoftwaresolutions.co.uk)).

## Where to Find More Information?

### Via SIMS...

For the software handbooks, navigate to the SIMS **Home Page**, then click the **Documentation** button to display the SIMS **Documentation Centre**.

### Via the Support Portal...

User documentation is also available from the support portal (<https://customer.support-ess.com/csm>).

If you are unable to obtain the required handbook using any of these methods, please email us ([publications@educationsoftwaresolutions.co.uk](mailto:publications@educationsoftwaresolutions.co.uk)) and we will be pleased to send a copy to you.

## Permissions

The permissions spreadsheet, which lists all permissions relating to SIMS 7.204, is available from the **Documentation Centre**. To access the SIMS **Documentation Centre**, click the **Documentation** button on the SIMS **Home Page**.

In the support portal, open the 7.204 SIMS Permissions Spreadsheet ([https://customer.support-ess.com/csm?id=kb\\_article\\_view&sysparm\\_article=KB0036819](https://customer.support-ess.com/csm?id=kb_article_view&sysparm_article=KB0036819)).

## Compatibility between One and SIMS

There are various elements of functionality in One and SIMS that require compatibility between the two solutions. The following table provides information on the version(s) of schemas that are supported in release versions of One and SIMS.

		One Release version	
		3.76 (Autumn 2021)	3.77 (Spring 2022)
SIMS Component	ATF	v18.0	v18.0
	CTF	v20 (for import) v21 (for import/export)	v20 (for import) v21 (for import/export)
	School Census	SC 2021/2022	SC 2021/2022
	PLASC	PLASC 2022	PLASC 2022
	ASL	v18.0	v18.0
	AMPARK	SIMS 7.198	SIMS 7.204
	ADT	v18.0	v18.0

## Version Support for FMS

The FMS support arrangements depend on the supported versions of SIMS where Personnel Links is being used. Support for FMS is detailed in the following table.

Release	SIMS Version	FMS Version	FMS with Personnel Links/Equipment Register	FMS without Personnel Links/Equipment Register
Spring 2022	7.204	6.204	Supported	Supported
Autumn 2021	7.202	6.202	Supported	Supported
Summer 2021	7.200	6.200	Not supported	Supported
Spring 2021	7.198	6.198	Not supported	Supported

NOTE: FMS 6.204 has been tested against SQL Server 2012 and 2016.

## Supported SIMS Versions with PX Spring Release

The SIMS PX Agent should be upgraded to the PX 2022 Spring Release immediately after, or in conjunction with, upgrading to the SIMS 2022 Spring Release.

**IMPORTANT NOTE:** If you install the SIMS 2022 Spring Release (SIMS 7.204) and continue to run an older release of the PX Agent, this is not guaranteed to work and is therefore not supported.

## Admissions

### New Features

EP ES WP WS 

### Enhancement to the ATF Import Routine

Applicable to Maintained schools only

[Routines](#) | [Admission](#) | [Import ATF File](#)

When importing ATF files, the import of applicants' contacts is now optional. To import applicants' contacts, select the **Import Contacts** check box in the **Import ATF File** wizard.

## AMPARK

### New Features

EP ES WP WS IN

### Enhancements for the SIMS 2022 Spring Release

The Assessment Manager and Performance Analysis Resource Kit (AMPARK) provides a set of resources for use with SIMS Assessment. This kit has been updated for the SIMS 2022 Spring Release.

For more information, please refer to the *Assessment Manager and Performance Analysis Resource Kit* release note, which is available from the support portal ([https://customer.support-ess.com/csm?id=kb\\_article\\_view&sysparm\\_article=KB0049868](https://customer.support-ess.com/csm?id=kb_article_view&sysparm_article=KB0049868)).

## Assessment

### New Features

EP ES WP WS IN

### Annual Updates for KS1 and KS2 Resources



Applicable to schools in England only

[Routines](#) | [Data In](#) | [Assessment](#) | [Import](#)

To address the statutory responsibilities for schools to report end of Key Stage information, Key Stage wizards and templates have been provided to align with official government guidance and assessment reporting arrangements. These resources are available from the **AMPA\England Primary (and Middle Deemed Primary)\Assessment Manager** folder.

- Key Stage 1 Wizard England 2022.xml
- Key Stage 2 Wizard England 2022.xml
- EN KS1 Templates 2022.xml
- EN KS2 Templates 2022.xml.

This includes the removal of P Scale and **D** (Disapplied) grades, where appropriate. This also enables the use of **EM** (Engagement Model) and **A** (Absent) grades, where appropriate.

## Annual Updates to the Phonics Screening Check



### Applicable to schools in England only

The DfE requires schools to provide a CTF file that contains information on Year 2 pupils who either missed their first Phonics check in Autumn 2021 or did not meet the required threshold. To enable schools to fulfil this obligation, the Phonics Test Results (**For Summer Term 2022 2nd Retake Screening Check only**) export type is now available.

Any Year 1 pupils taking their first Phonics screening check in 2022 can be treated in the usual way, and the original CTF export option of **Phonics Test Results** should be used.

## Removal of Obsolete Resources from the AMPARK folder



### Applicable to schools in England only

Some of the obsolete legacy resources that were previously available from the **AMPA** folder have been removed. Consequently, a number of resources previously delivered during the auto-import process are no longer imported.

For more information relating to the available resources for English assessment, please refer to the *Assessment Manager and Performance Analysis Resource Kit* release note, which is available from the support portal ([https://customer.support-ess.com/csm?id=kb\\_article\\_view&sysparm\\_article=KB0036819](https://customer.support-ess.com/csm?id=kb_article_view&sysparm_article=KB0036819)).

## Enhancements to the Programme of Study CAS Overall Grade Set



### Applicable to schools in England only

The Programme of Study CAS Overall grade set has been revised with a new version that is valid from 1 September 2021. It contains updated grades that reflect the use of the Engagement Model instead of P Scale values. It also contains updated grades that reflect the revised EYFS Development Matters Framework age ranges.

This revised grade set is available in two updated resource files:

- PoS Tracking Templates England Primary 2022.xml
- PoS KS3 Aspects 2022.xml.

Any historical grades that have been entered since 1 September 2021 will prevent the import of these updated resources. To resolve this issue, you should remove any historical grades entered since 1 September 2021 and then import the resources again.

## Inclusion of Resources to Support the Development Matters Framework



### Applicable to Primary and Middle deemed Primary schools in England only

Additional EYFS resources have been provided to support the revised Development Matters Framework.

- EYFTR Tracking Templates
- EYFTR Tracking Grids.

The former legacy resources have been removed from the auto-import routine and the **AMPA** folder. These resources should no longer be used.



## Statutory Implementation of EYFS Revised Profile



### Applicable to Primary and All-Through schools in England only

The following resources are now statutory for all schools and are available from the **AMPA\England Primary (and Middle Deemed Primary)** folder:

- EYFS Revised Profile Wizard 2022.xml
- EYFS Revised Profile Template 2022.xml.

The former legacy resources have been removed from the auto-import routine and the **AMPA** folder. These resources should no longer be used.

## Provision of Multiplication Tables Check Resources for KS2



### Applicable to Primary schools in England only

The following new resources have been provided:

- KS2 Multiplication Tables Check Templates Wizard 2022
- KS2 Multiplication Tables Check Template 2022.

These resources were previously delivered via **En KS2 Templates 2021** and **Key Stage 2 Wizard England 2021**.

## Annual Updates to the Foundation Phase Baseline Assessments Resources



### Applicable to schools in Wales only

*Routines | Data In | Assessment | Import*

Updated resources that enable the collection of Foundation Phase Baseline Assessments in both the Welsh and English languages have been provided. These resources are available from the **AMPA\Wales Primary** folder.

## Wizards

- FP Baseline Assessment Wizard 2022 En.xml
- FP Baseline Assessment Wizard 2022 Cy.xml.

## Templates and Individual Reports

- FP Baseline Assessment En 2022
- FP Baseline Assessment Cy 2022.

## Annual Updates to the Foundation Phase Outcome Resources



### Applicable to schools in Wales only

*Routines | Data In | Assessment | Import*

Updated resources that enable the recording of Foundation Phase Outcomes in both the Welsh and English languages have been provided. These resources are available from the **AMPA\Wales Primary\Assessment Manager** folder.

It is no longer statutory to collect and report Foundation Phase Outcome assessments.

## Wizards

- FP Outcomes Wizard 2022 Cy.xml
- FP Outcomes Wizard 2022 En.xml.

## Templates

- FP Outcomes Template 2022 Cy.xml
- FP Outcomes Template 2022 En.xml.

## Annual Updates to the Key Stage 2 and Key Stage 3 Resources



Applicable to schools in Wales only

[Routines](#) | [Data In](#) | [Assessment](#) | [Import](#)

To address the responsibilities for schools to report Key Stage information, the Key Stage wizards and templates have been updated to align with official government guidance and assessment reporting arrangements. These resources are available from the appropriate **Assessment Manager** folders.

It is no longer statutory to collect and report Key Stage 2 assessments.

### Wizards

- Key Stage 2 Wizard Wales 2022 Cy.xml
- Key Stage 2 Wizard Wales 2022 En.xml
- Key Stage 3 Wizard Wales 2022 Cy.xml
- Key Stage 3 Wizard Wales 2022 En.xml.

### Templates

- Key Stage 2 Templates 2022 Cy.xml
- Key Stage 2 Templates 2022 En.xml
- Key Stage 3 Templates 2022 Cy.xml
- Key Stage 3 Templates 2022 En.xml.

## Removal of Welsh National Test Resources



Applicable to Primary, Secondary and All-Through schools in Wales only

To reflect the move of all Welsh National Test collections to an online medium, all the Welsh National Test resources have been removed from the AMPARK folder structure.

For more information relating to the available resources for Welsh assessment, please refer to the *Assessment Manager and Performance Analysis Resource Kit* release note, which is available from the support portal

([https://customer.support-ess.com/csm?id=kb\\_article\\_view&sysparm\\_article=KB0036819](https://customer.support-ess.com/csm?id=kb_article_view&sysparm_article=KB0036819)).

## Attendance

### New Features



### Code Over a Date Range - Subcodes

Applicable to schools in England only (except Nursery schools)

[Focus](#) | [Attendance](#) | [Enter a Code over a Date Range](#)

It is now possible to select attendance subcodes when entering codes over a date range. This routine applies to sessions only.

Subcodes available for the **I** code:

- I01-Illness
- I02-Confirmed case of Covid-19.

Subcodes available for the **X** code:

- X01-Non compulsory school age
- X02-Self-isolating - COVID-19 symptoms
- X05-Quarantine - self-isolating
- X06-Clinical advice not to attend

- X07-Government advice not to attend
- X08-Director of Public Health advice not to attend
- X09-Self-isolating – specific group required by NHS test and trace.

## Analysis by Attendance Code Reports

Applicable to schools in England only (except Nursery schools)

[Reports](#) | [Attendance](#)

Session codes **D** (Dual registration), **Y** (Unable to attend due to exceptional circumstances) and **X** (Non-compulsory school age or COVID-19 related) are now included in the following reports:

- Pupil/Student Analysis By Attendance Code Report
- Group Analysis by Code Report.

These reports also now include the following columns:

- **NRA** (Not Required to Attend) - The total number of session codes D, X and Y only.
- **Poss** (Possible Sessions) - The total number of possible sessions required to attend excluding codes D, X and Y.
- **Total** - The total sessions displayed in the **NRA** column plus the **Poss** column, i.e. all session codes.

## Attendance Collection (Wales)

### New Features



### Attendance Collection 2022 Return Key Dates

[Routines](#) | [Statutory Returns](#) | [Attendance Collection](#)

#### Primary school phase

Collection Dates:

- Attendance data collection period: 01/09/2021 to 22/07/2022
- Data is only collected for pupils aged five and over at 31/08/2021.

Term dates:

- Term 1 Autumn: 01/09/2021 to 17/12/2021
- Term 2 Spring: 03/01/2022 to 01/04/2022
- Term 3 Summer: 18/04/2022 to 22/07/2022.

#### Secondary school phase:

- Attendance data collection period: 01/09/2021 to 20/05/2022
- Data is only collected for students aged 15 or under at 31/08/2021.

Term dates:

- Term 1 Autumn: 01/09/2021 to 17/12/2021
- Term 2 Spring: 03/01/2022 to 01/04/2022
- Term 3 Summer: 18/04/2022 to 20/05/2022.

### Attendance Collection Browser Information

The **Attendance Collection** browser now includes the following information:

- **Communications** message box - the message box includes links to the newsfeed, errors and resolutions document, handbooks, Welsh Government guidance and Support Unit website (if available). Any additional information to help with the completion of the return is also displayed, if applicable.
- Fileset - if a post-release fileset is imported, the import date is displayed in the browser.
- Consolidated patch - if a post-release consolidated patch is applied, the patch ID and run date are displayed in the browser.

## Course Manager

### New Features



#### Enhancements to the Course Classifications Search Facility

[Tools | Academic Management | Course Manager | Maintain Course Classification](#)

When searching for a course name, the **Description** field on the **Course Classification** dialog now enables up to 163 characters to be entered.

#### Automatic Calculation of Withdrawal Reason in Programmes of Study

Applicable to schools in England only

[Tools | Academic Management | Course Manager | Post-16 Programmes of Study](#)

When calculating programmes of study, if a student is withdrawn from all of their learning aims, then the **Status** is set to **Withdrawn** on the **Maintain Post-16 Programmes of Study** page.

Additionally, if all of a student's learning aims share the same withdrawal reason, then the **Reason** column is populated with this withdrawal reason. Otherwise, this column will remain blank.

#### Revised List of QWADs Provided by Qualifications in Wales (QiW)

Applicable to schools in Wales only

The list of QWADs provided by QiW has been updated for 2022/2023. QWADs are reported on in the Post-16 PLASC Return.

#### Importing QWAD Files

Applicable to schools in Wales only

[Tools | Examinations | Import Qualification Data](#)

To enable schools to import an updated list of QWADs when a revised file is made available, the **Select QWAD File** panel has been added to the **Import Qualification Data** page.

### Fixes

This release includes fixes in the following areas:

- When a date of leaving of 'today' is recorded for a student using the Student Leavers routine ([Routines | Student | Leavers](#)), the student is now displayed with a **Status** of **Withdrawn** in Maintain Course (via [Tools | Academic Management | Course Manager | Maintain Course](#)).
- To ensure that the accurate information recorded in Course Manager is presented in the Reconcile with Exam Results report, only QANs with a 'not null' end date or where the end date is later than the start date of the current academic year are now reported for the course (via [Tools | Academic Management | Course Manager | Maintain Course - Reconciliation Reports | Reconcile with Exam Results](#)).
- Only students in **Year Taught In** 12 or above are now displayed in Maintain Post-16 Programmes of Study. Student courses from the previous academic year (when they were in **Year Taught In** 11) are no longer displayed (via [Tools | Academic Management | Course Manager | Post-16 Programmes of Study](#)).
- Planned End dates are now displayed on the Student Courses report (via [Tools | Academic Management | Course Manager | Student Courses Report](#)).

## Cover



### Fixes

This release includes a fix in the following area:

- Only staff members impacted by a room change are now notified of this change via the **My Timeline** panel on the SIMS **Home Page** (via [Focus | Home Page](#)).

## Fees Billing

### New Features



### Enhancements to the Exception Report

Applicable to schools in India only

[Reports](#) | [Fees Billing](#) | [Billing](#) | [Exceptions](#)

When running the Exceptions report, it is now possible to filter the pupils by means of transport by selecting from the **Transport** drop-down list in the **Find Pupil** browser.

### Fixes

This release includes a fix in the following area:

- If SIMS closes unexpectedly while processing Fees transactions, then the transactions may fail and the Fees Billing functionality may become 'locked' and unavailable for all users. The functionality can now be unlocked from within SIMS by running Database Diagnostics; Check 102 removes locks currently applied to Fees Billing functionality (via [Focus | Fees Billing | Transactions | Process Transaction](#) and [Tools | System Diagnostics | Database Diagnostics](#)).

## FMS

For information on the new features, enhancements and fixes included in FMS 6.204, please refer to the *FMS 6.204* release note.

## Lesson Monitor

### New Features



### Code Over a Date Range - Subcodes

Applicable to schools in England only (except Nursery schools)

[Focus](#) | [Lesson Monitor](#) | [Enter a Code over a Date Range](#)

It is now possible to select attendance subcodes when entering codes over a date range. This routine applies to sessions only.

Subcodes available for the **I** code:

- I01-Illness
- I02-Confirmed case of Covid-19.

Subcodes available for the **X** code:

- X01-Non compulsory school age
- X02-Self-isolating - COVID-19 symptoms
- X05-Quarantine - self-isolating
- X06-Clinical advice not to attend
- X07-Government advice not to attend
- X08-Director of Public Health advice not to attend
- X09-Self-isolating – specific group required by NHS test and trace.

## Analysis by Attendance Code Reports

Applicable to schools in England only (except Nursery schools)

[Reports](#) | [Lesson Monitor](#)

Session codes **D** (Dual registration), **Y** (Unable to attend due to exceptional circumstances) and **X** (Non-compulsory school age or COVID-19 related) are now included in the following reports:

- Pupil/Student Analysis By Attendance Code Report
- Group Analysis by Code Report.

These reports also now include the following columns:

- **NRA** (Not Required to Attend) - The total number of session codes D, X and Y only.
- **Poss** (Possible Sessions) - The total number of possible sessions required to attend excluding codes D, X and Y.
- **Total** - The total sessions displayed in the **NRA** column plus the **Poss** column, i.e. all session codes.

## Options Online

**ES** **WS** **IN**

Options Online does not form part of the SIMS 2022 Spring Release.

For information on the latest release of Options Online, please refer to the Options Online Latest Release Information article, which is available on the support portal ([https://customer.support-ess.com/csm?id=kb\\_article\\_view&sysparm\\_article=KB0039436](https://customer.support-ess.com/csm?id=kb_article_view&sysparm_article=KB0039436)).

## Profiles

**EP** **ES** **WP** **WS** **IN**

### Fixes

This release includes a fix in the following area:

- When running the Data Entry Sheet Printing report, all comments for a pupil/student are now displayed (via [Focus](#) | [Profiles](#) | [Session Manager](#)).

## Reporting

Once you have upgraded to the SIMS 2022 Spring Release, please remember to import the most up-to-date predefined reports. To import the reports, select [Reports](#) | [Import](#), then navigate to and select [PreDefined\\_Reports\\_v7204.RptDef](#) (typically found in [C:\Program Files \(x86\)\SIMS\SIMS .net](#)). Once imported, the updated reports are available to all users with the appropriate permissions.

### New Features

**EP** **ES** **WP** **WS** **IN**

### Enhancements to the Reporting Dictionary



[Reports](#) | [Design Report](#)

To enable reporting on which rooms are free after cover has been assigned, a new data area ([Room Cover](#)) has been provided (via [School](#) | [Room Cover](#)).

The [Staff Cover](#) sub-report is now available (via [People](#) | [Staff - Staff Cover](#) node).

The following nodes have been added to the [Conduct](#) node when designing pupil/student reports (via [People](#) | [Student - Conduct](#) node).

- Year to Date
- Current Term to Date
- Previous Term
- Previous Month

- Previous Fortnight
- Previous Week
- Week to Date
- Today
- Previous Day.

The **School Details** node is now available when designing pupil/student reports (via **People | Student**).

The **Service Children Concerns** sub-report is now available (via **People | Student - Additional information** node).

Applicable to Maintained schools in England only (except Nursery schools)

The **Total Hours Acad Yr** field has been added to the **Funding and Monitoring** sub-report (via **People | Student - Additional information** node).

## Enhancements to Student List Reports



[Reports | Student List | General Student List](#)

[Reports | Student List | Class List](#)

[Reports | Student List | Registration Group List](#)

The individual elements of the original **Contact** field can now be applied to a Student List Report via **Standard | Family Home**. The original **Contact** field can still be applied to a report.

- Contact (this element includes all contact fields)
- Contact Name
- Contact Telephone
- Contact Email.

The individual elements of the original **Dietary Needs** field can now be applied to a Student List Report via **Standard | Dietary Needs**. The original **Dietary Needs** field can still be applied to a report and has been renamed **Dietary Needs (All)**.

The individual elements of the original **Parental Consent** field can now be applied to a Student List Report via **Standard | Parental Request**. The original **Parental Consent** field can still be applied to a report and has been renamed **Parental Consent (All)**.

User-defined groups can now be applied to a Student List Report via **Standard | User Defined Groups**.

[Reports | Student List | General Student List](#)

It is now possible to filter the General Student List by **User Defined Groups**.

For more information on these enhancements, please watch our Product Demo videos ([https://youtu.be/Rdf\\_LfAcX3M](https://youtu.be/Rdf_LfAcX3M) and [https://youtu.be/iOb-Qf\\_CVKw](https://youtu.be/iOb-Qf_CVKw)) on our YouTube channel (<https://www.youtube.com/c/ESSSIMS>).

## Enhancements to the SIMS School Report



[Reports | School Report](#)

The new **Include Date of Birth From** and **Include Date of Birth To** filters on the SIMS School Report enable pupil/students who are included in the date range and who may be of mixed year groups to be included in the report. Where the date filters have been applied, this information is included in the header of every page of the report and in the **Appendix** section of the report.

Where the **Include Leavers** check box is selected on the **School Report** dialog, the percentage of pupil/students who are leavers in each category and year group are now included in the **Key Pastoral Factors** section of the report.

Additionally, the **Conduct Summary** section of the report also includes leavers and displays the totals for each row of the table.

For more information on this enhancement, please watch our Product Demo video (<https://youtu.be/GWbLYpp6RGY>) on our YouTube channel (<https://www.youtube.com/c/ESSSIMS>).

## Enhancements to Personal Learning Plans (PLP)



Applicable to schools in Northern Ireland with the PLP licence only

[Reports | PLP](#)

The following reports have been removed:

- SpEP Outcome Report
- Consent to Share PLP.

[Reports | Design Report - PLP](#)

When creating a PLP report:

- the **Consent to Share** sub-report has been removed
- the **Copy of Agreement Held** field has been removed
- a new data item for **Name of Other SpEP** is now available
- the **Name of Other SpEP** data item has been added to the **Provisions - External** sub-report
- the **Provisions - Internal** sub-report has been renamed **Provisions - School Delivered**.

Changes have also been made to the Special Education Provision lookups for internal and external provisions.

## School Census Summer 2022 Return

### New Features



### School Census Summer 2022 Return Key Dates

[Routines](#) | [Statutory Returns](#) | [School Census](#)

Census date 19/05/2022

Attendance collected from 01/01/2022 to 17/04/2022

Exclusions collected from 01/08/2021 to 17/04/2022

Free School Meal collected from 21/01/2022 to 19/05/2022

Alternative Provision Placements collected from 21/01/2022 to 19/05/2022

Learner Support collected from 01/08/2021 to 19/05/2022

Funding and Monitoring collected from 01/08/2021 to 19/05/2022.

### Census Return Browser Information

The **Census Return** browser now includes the following information:

- **Census Communications** message box - the message box includes links to the newsfeed, errors and resolutions document, handbooks, DfE guidance and Support Unit website (if available). Any additional information to help with the completion of the return is also displayed, if applicable.
- Fileset - if a post-release fileset is imported, the import date is displayed in the browser.
- Consolidated database patch - if a post-release consolidated patch is applied, the patch ID and run date are displayed in the browser.



## Funding and Monitoring - New Panel

Not applicable to Nursery schools

A read-only panel has been added to the **Census Return Details** page. The new **Funding and Monitoring** panel displays pupil/students with funding and monitoring information only.

The panel includes a **Recalculate** button, and an **Edit** button, which takes you to the **Update Funding and Monitoring** page (also available via the **Tools** menu).

## Funding and Monitoring - Updating

Not applicable to Nursery schools

[Tools](#) | [Statutory Return Tools](#) | [Update Funding and Monitoring](#)

An additional column is provided on the **Update Funding and Monitoring** page to enable the total number of hours for the whole academic year to be entered. The value entered in this column must be greater than or equal to the cumulative hours at the summer census. The values entered in the **Total Hrs for the Acad Yr** column are not reported in the census.

Where the number of hours fail validation, the cell displays a red background and an explanation is displayed in the footer.

To deselect school-led tutoring, all of the existing hours must be removed for the selected pupil/student(s). Clicking the **Undo** button reverts the changes, if required.

## Funding and Monitoring - Recording Hours

Not applicable to Nursery schools

[Tools](#) | [Statutory Return Tools](#) | [Update Funding and Monitoring](#)

It is now possible to record up to 999.99 hours in the following columns:

- Cumulative Hrs at Aut Census
- Cumulative Hrs at Spr Census
- Cumulative Hrs at Sum Census
- Total Hrs for the Acad Yr.

## Funding and Monitoring - Person Data Output Report

Not applicable to Nursery schools

[Routines](#) | [Data Out](#) | [Person Data Output](#)

The following Funding and Monitoring data items have been added to the Person Data Output (PDO) report:

Year, school led tutoring, cumulative hours at autumn, spring and summer, total hours for the academic year and notes.

## SIMS Core

### New Features

**EP** **ES** **WP** **WS** **IN** 

## Downloading Pupil/Student Linked Documents to Support Subject Access Requests

[Tools](#) | [Housekeeping](#) | [Document Management Server](#) | [Maintain Bulk Documents](#)

To assist with Subject Access requests for pupil/student data, the linked documents outlined in the Person Data Output (PDO) can now be downloaded in bulk. Once downloaded, the linked documents can be delivered to the person making the Subject Access Request.

For more information on this enhancement, please watch our Product Demo video (<https://youtu.be/UwIKi5VsJ6o>) on our YouTube channel (<https://www.youtube.com/c/ESSSIMS>).

## Enhancements to Maintain Orphaned Documents

[Tools](#) | [Housekeeping](#) | [Document Management Server](#) | [Maintain Orphaned Documents](#)

A new panel (**Date Range for Orphaned Documents and Links**) enables you to filter and view orphaned documents by specifying a date range. The dates entered indicate the last time that a document or link was updated.

In the **Orphaned Document Links** panel, the **Last Modified** date is now displayed.

In the **Orphaned Documents** panel, the **Created** column has been renamed **Date Created** and the **Last Modified** column has been renamed **Time Last Modified**.

For more information on this enhancement, please watch our Product Demo video (<https://youtu.be/-KnK4WHtwvg>) on our YouTube channel (<https://www.youtube.com/c/ESSSIMS>).

## Recording Support Unit Details

[Focus](#) | [School](#) | [School Details](#)

The **Support Unit Details** panel enables the optional recording of the telephone number and email address of their support unit.

## Enhancement to the Person Data Output (PDO) Report

Applicable to schools in England only (except Nursery schools)

[Routines](#) | [Data Out](#) | [Person Data Output](#)

Where funding and monitoring information has been recorded for a pupil/student (via [Tools](#) | [Statutory Return Tools](#) | [Update Funding and Monitoring](#)), this information is now displayed in the **Funding and Monitoring** section of the Person Data Output (PDO) report.

## Fixes

This release includes fixes in the following areas:

- For schools in Northern Ireland, when recording a new fixed-term suspension for a pupil/student, the suspension term is now populated correctly with attendance code **C (Suspended)** instead of the **E** code (**Educated off site**) for both lesson and session marks. Existing suspension records are not impacted by this change (via [Focus](#) | [Pupil \(or Student\)](#) | [Suspension](#)).
- Following valuable customer feedback, performance enhancements have been introduced to the Validate Memberships routine (via [Tools](#) | [Validate Memberships](#)).
- A timeout error no longer occurs when running the Edit Academic Year routine (via [Routines](#) | [School](#) | [Edit Academic Year](#)).

## SIMS ID

**EP** **ES** **WP** **WS** **IN**

SIMS ID enables a single login point for multiple pieces of software. It works by synchronising key user data between SIMS and SIMS ID, enabling a Single Sign On (SSO) experience for pupil/students, staff and parents. Accounts, groups and timetable data are synchronised between SIMS and SIMS ID, with both administrators and users accessing SIMS ID as their go to point entry for local and online services.

- SIMS ID Light** manages users in Cloud Services such as Hosted SIMS, Office 365 and Google.
- SIMS ID Standard** manages users in Local Services such as Active Directory, as well as Cloud Services where required.

SIMS ID does not form part of the SIMS 2022 Spring Release. For more information, please visit the SIMS ID product page on the SIMS website (<https://www.ess-sims.co.uk/products-and-services/sims-id>).

## SIMS Parent and SIMS Parent Lite

**EP** **ES** **WP** **WS** **IN**

SIMS Parent and SIMS Parent Lite do not form part of the SIMS 2022 Spring Release.

For information on the latest releases of these products, please refer to the SIMS Parent and SIMS Parent Lite Latest Release Information article, which is available on the support portal ([https://customer.support-ess.com/csm?id=kb\\_article\\_view&sysparm\\_article=KB0039437](https://customer.support-ess.com/csm?id=kb_article_view&sysparm_article=KB0039437)).

## SIMS Services Manager

EP ES WP WS IN

The SIMS 2022 Spring Release does not include an update to SIMS Services Manager and it does not provide the facility to install the product.

If SSM is not currently installed, the latest version is available from the *Useful Documents and Links* section of the *SIMS 7 Release Information* page on the support portal ([https://customer.support-ess.com/csm?id=kb\\_article\\_view&sysparm\\_article=KB0035066](https://customer.support-ess.com/csm?id=kb_article_view&sysparm_article=KB0035066)).

The current version ensures compatibility between SIMS and SSM, as well as products that make use of SSM.

For customers that centrally host SSM, please refer to the most recent manual SSM update, which is available from the *Useful Documents and Links* section of the *SIMS 7 Release Information* page on the support portal ([https://customer.support-ess.com/csm?id=kb\\_article\\_view&sysparm\\_article=KB0035066](https://customer.support-ess.com/csm?id=kb_article_view&sysparm_article=KB0035066)).

## System Manager

### New Features

EP ES WP WS IN 

### Enhancements to System Security (Passwords)

To enhance system security, the following criteria must be met when changing your SIMS 7 password. The password must:

- contain at least eight characters
- contain at least one alphabetic character
- contain at least one number
- contain at least one of the following special characters \* @ ! # \$ %.

Select the **Change Password** check box on the login screen to change your password.

## Teacher app

EP ES WP WS IN

### SIMS Teacher app Compatibility

The SIMS Teacher app is guaranteed to support the previous two releases of SIMS, inclusive of any release with which it is shipped.

The SIMS Teacher app can be used alongside the following versions of SIMS:

- SIMS 2022 Spring Release (SIMS 7.204)
- SIMS 2021 Autumn Release (SIMS 7.202).

Please note that the Teacher app does not form part of the SIMS 2022 Spring Release. For information on new features and enhancements, please refer to the **What's New** section of the SIMS Teacher app **Help Centre**, which is available by clicking the **Help Centre** button in the app.